

LUXE HOME

philadelphia

1308 CHESTNUT STREET

PHILADELPHIA . PA

P: 215 . 732 . 2001

F: 215 . 732 . 2077



LUXE SOFA

Mid-Century Modern with Tightback Tufting Detail

Available in a variety of sizes

LUXE HOME

philadelphia

1308 CHESTNUT STREET
 PHILADELPHIA . PA
 P: 215 . 732 . 2001
 F: 215 . 732 . 2077

AMERICAN LEATHER TRANSITIONAL COLLECTION

LUXE

Standard Features:

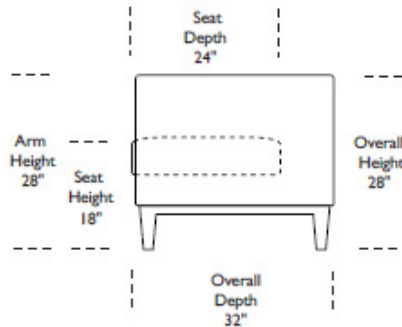
- Advanced unidirectional suspension system
- Premium high-density, high-resiliency foam seats
- Quick-ship delivery
- Lifetime warranty on frame & suspension
- Welt cord trim & buttons
- Single-needle top stitching
- Loose seat cushions
- Tight back

Options:

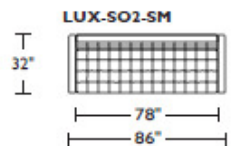
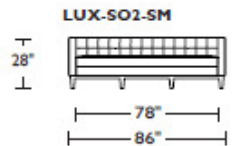
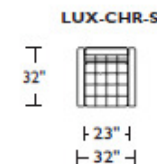
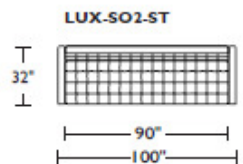
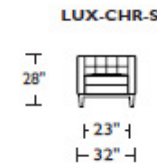
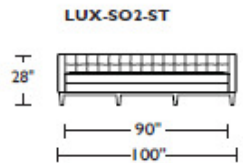
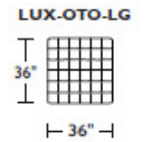
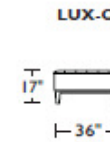
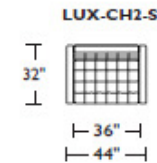
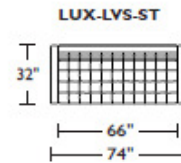
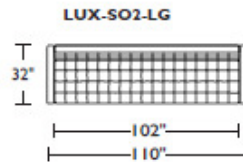
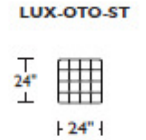
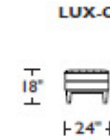
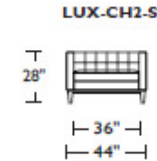
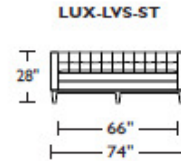
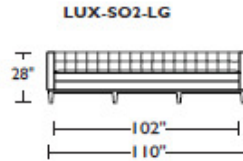
- Wood legs available in Acorn, Espresso or Walnut finish
- Extra firm premium high-density, high-resiliency foam seats

Please use actual leather, fabric and Ultrasuede® swatches when specifying furniture as the colors shown may vary due to the printing process.

Due to size of leather hides, your furniture will have seams on the front, back and sides. For more information please contact your sales representative.



*Note: arm height for this frame is measured at the highest point of the curved arm.



Due to size of leather hides, your furniture will have seams on the front, back and sides. For more information please contact your sales representative.

A. Front B. Back C. Sides

*Dotted line indicates where seams may be located.

Scale: 1/8 Inch = 1 foot
 All dimensions are approximate and subject to change.
 Specify components from the sitting position.

V.12.30.09